



twinkl.co.uk

Thanks for not printing this page!

Simply print from page 2 in your printing options to avoid wasted paper & ink!



...your first choice for easy to use, trusted and high quality teaching materials for educators and parents worldwide - professionally crafted materials with a personal touch.

A brief word about copyright...

By downloading this resource, you agree to the following:



You may use this resource for personal and/or classroom use only.

In order to support us, we ask that you always acknowledge www.twinkl.co.uk as the source of the resource. **If you love these resources, why not let others know about Twinkl?**



You must not reproduce or share this resource with others in any form. They are more than welcome to download the resource directly from us.

You must not host or in any other way share our resources directly with others, without our prior written permission.

We also ask that this product is not used for commercial purposes and also that you do not alter the digital versions of our products in any way.

Thank you for downloading!


We hope you enjoy the resource and we'll see you very soon!



Did you know we also have twinkl Premium for schools?

Email sales@twinkl.co.uk for more information.

Pancake Day Themed Activity Book



My Name is _____

A worksheet for writing the recipe for pancakes. The title 'PANCAKE' is written vertically on the left side of a large central box. To the right of the title are seven horizontal lines for writing. The background features various kitchen items: a lemon, a measuring jug, a bowl with a whisk, a tin of Golden Syrup, a bottle of milk, a bowl of flour, a whisk, a bowl of sugar, and a carton of eggs.

P

A

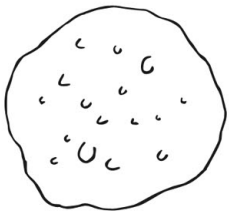
N

C



A

K

E



Pancake Recipe Wordsearch






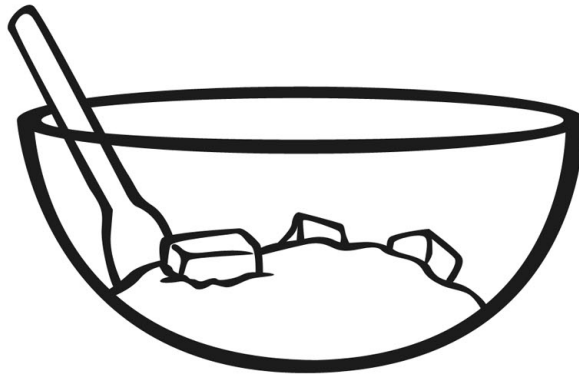



batter
bowl
butter
egg

flour
lemon
milk
pan

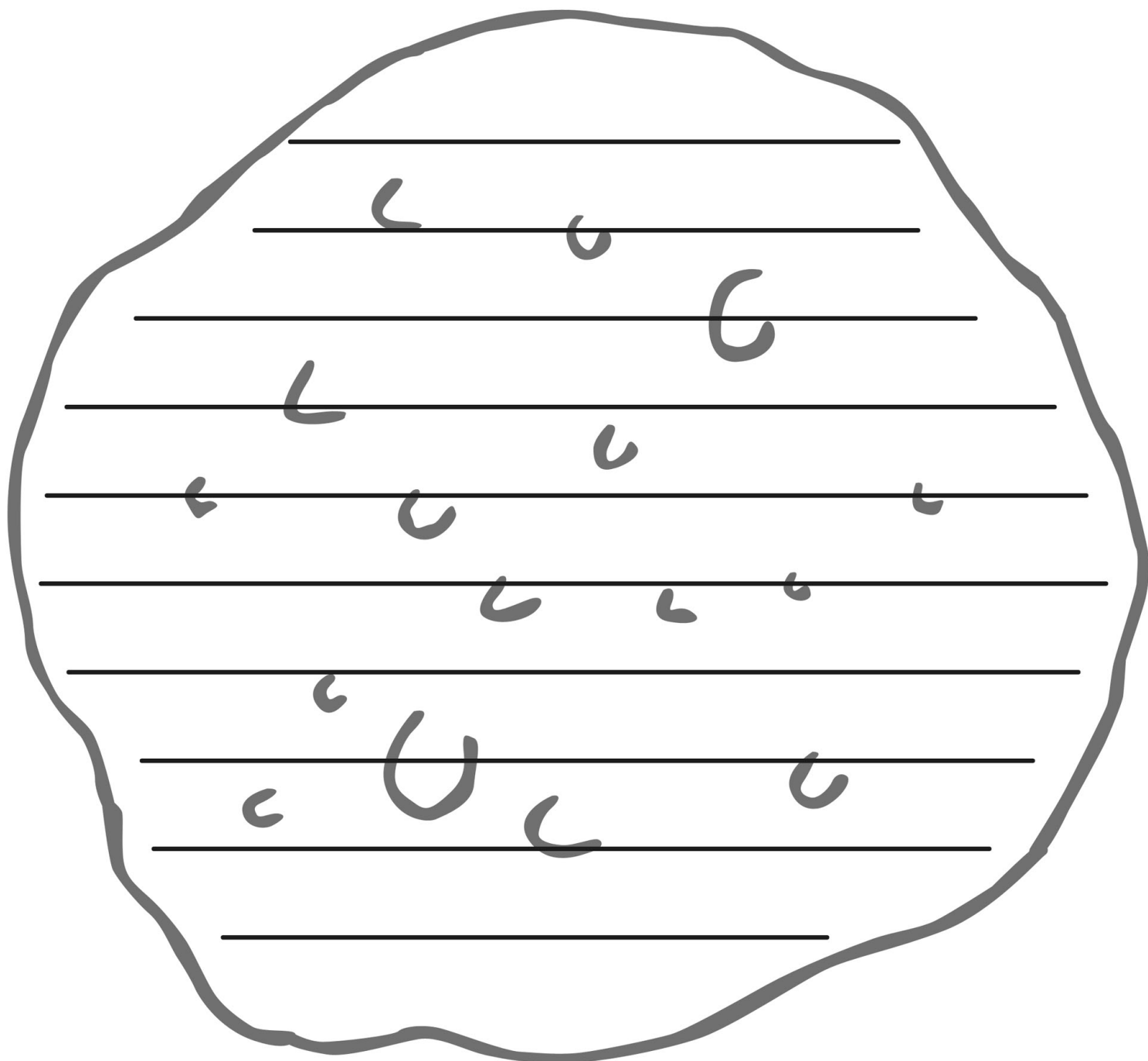
pancake
sugar
syrup
whisk



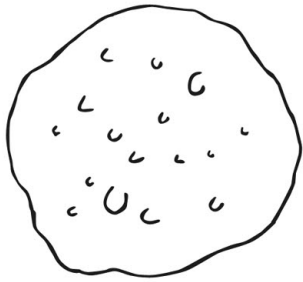
Colour me in!




My Pancake Shape Poem




Pancake Day Word and Picture Matching




whisk



sugar



pancake



pan




eggs




lemon


Use your playdough to make a pancake for the pan.




Use your playdough to make toppings for the pancake.



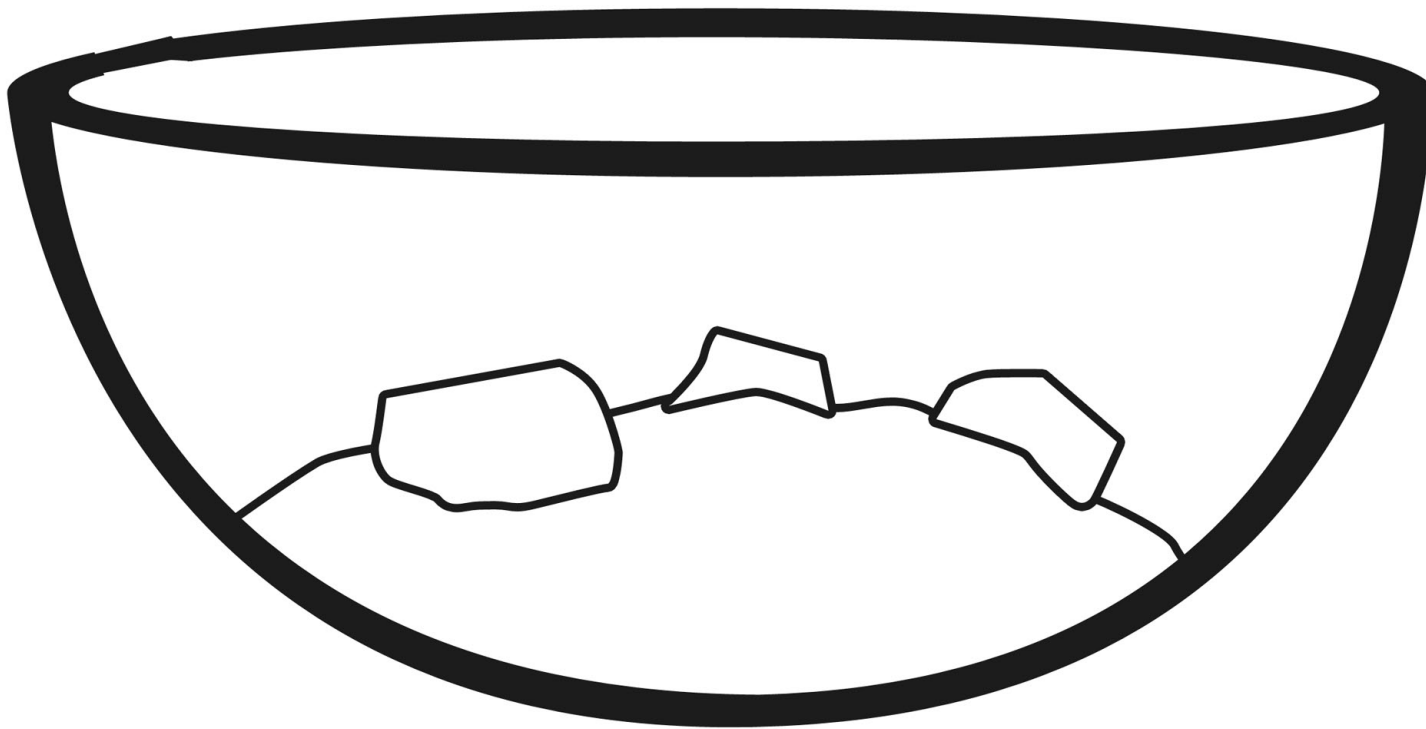
Use your playdough to make a lemon.



Use your playdough to make some eggs for the egg box.



Use your playdough to make a spoon to mix the ingredients with.



Date _____

Name _____

Pancake Day Read and Draw



Read the words and draw pictures to illustrate the words.

pancake

lemon

sugar

eggs

Date _____

Name _____

Pancake Day Read and Draw



Read the words and draw pictures to illustrate the words.

mixing bowl

whisk

milk

frying pan